



Superior **Doors**

www.superiordoors.co.nz



MACKENZIE BARN DOOR RANGE

BY SUPERIOR DOORS

November 2024

MACKENZIE BARN DOOR RANGE

Rustic style meets modern technology

With their blend of functionality and timeless aesthetic appeal, Superior Doors' new Mackenzie Barn Door Range brings a unique charm to any space, offering both style and practicality.

We use composite materials, CNC technologies, and precision-engineered steel reinforcement to create stable and durable barn doors. These doors look and feel period-correct, without the cost and unpredictability of traditional wood joinery.


Superior Doors' Mackenzie Range of barn doors is available in Classic, Premium, and Premium with Steel configurations to meet a range of needs and price points.

Classic Barn Doors

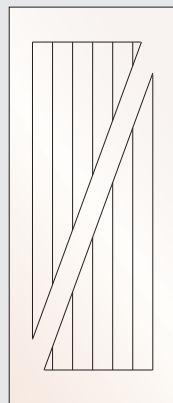
A modern take on the traditional barn door

Our Classic Range is a modern take on the traditional barn door. Available in six timeless styles, they feature simplified detailing with no grooving on the face panels and have the same pattern on both the front and back. They look modern, clean, and yet maintain the essence of the traditional barn door aesthetic.

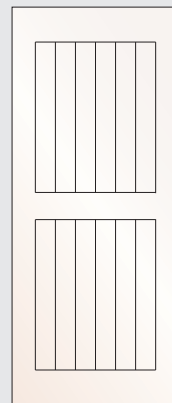
CLASSIC BARN DOOR STYLES



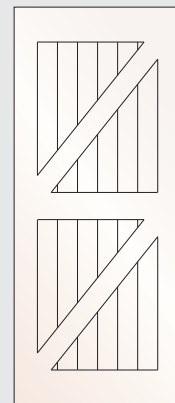
WAKATIPU - CLASSIC




LINDIS - CLASSIC



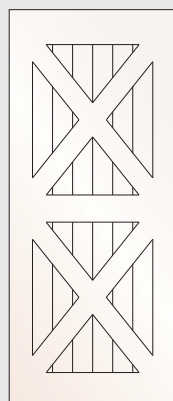
TEKAPO - CLASSIC



ALEXANDRA - CLASSIC



ASPIRING - CLASSIC



GLENORCHY - CLASSIC

KEY POINTS

- Simplified aesthetic with no grooving to the face of the door.
- Both faces are the same, so there is no compensation for the edges of the door that are obscured by the door frame on the back side of a surface slider.
- The Classic Range is not compatible with steel reinforcement.

Premium Barn Doors

Our Premium Range emphasises the traditional joinery aesthetic

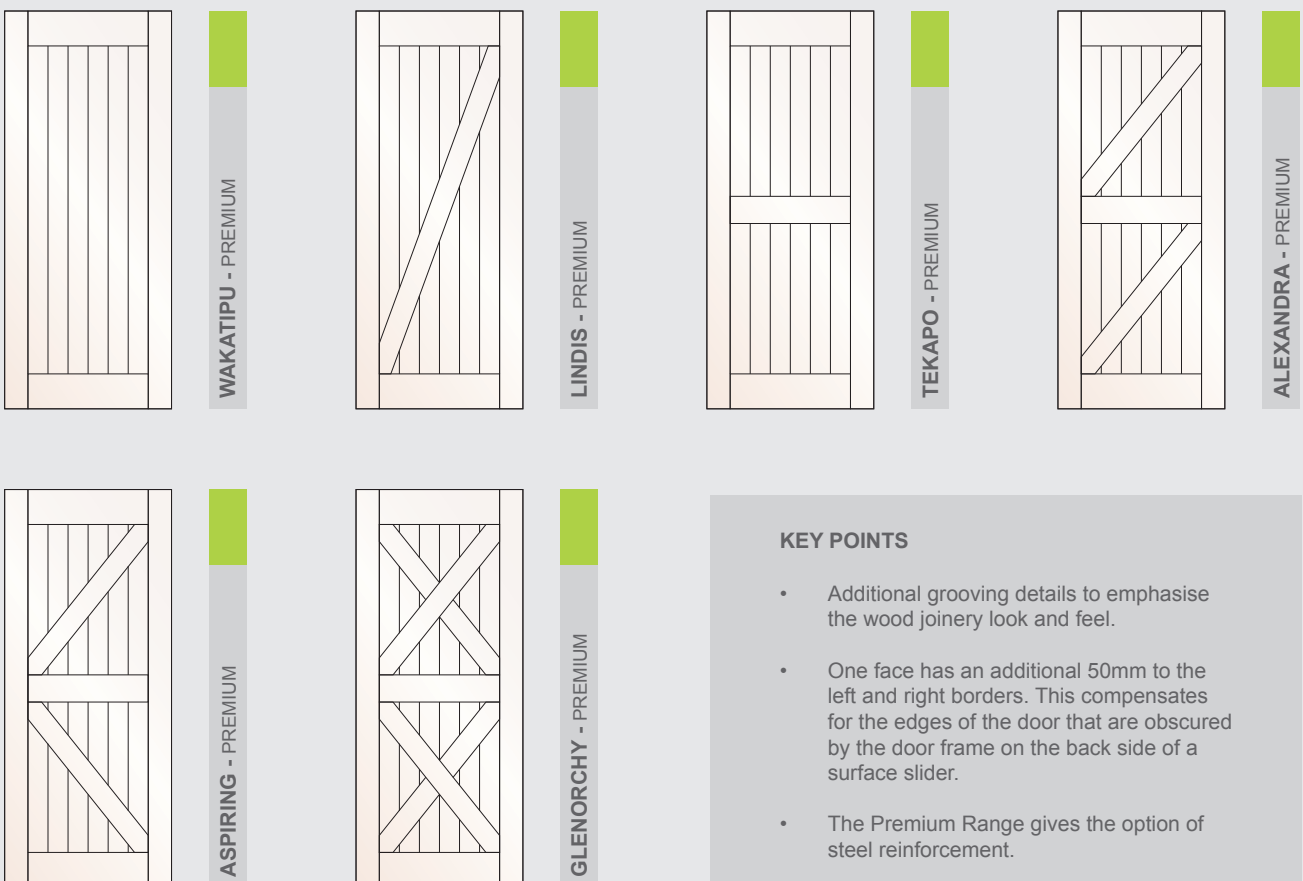
Our Premium Range emphasises the traditional joinery aesthetic. Unlike our Classic barn doors, the Premium Range has additional grooving on the faces of the door, which looks and feels like traditional wood joinery. They also feature slightly different designs on the front and back, ensuring consistency regardless of which side of the door you are looking at. This is something that would be very difficult to achieve with traditional wood joinery and is a real benefit when using modern materials and techniques.

Premium Barn Doors + Steel Reinforcement

The pinnacle of old meets new


Our Premium + Steel Reinforced Range of barn doors represent the pinnacle of old meets new. The same traditional styling combined with modern engineering and production processes creates a resilient and life-ready door. Engineered for locations that experience different environmental conditions on either side of the door, it remains straight and true. This is the ultimate modern barn door.

PREMIUM BARN DOOR STYLES - Also available with steel reinforcement



MACKENZIE Classic And Premium Compared


CLASSIC



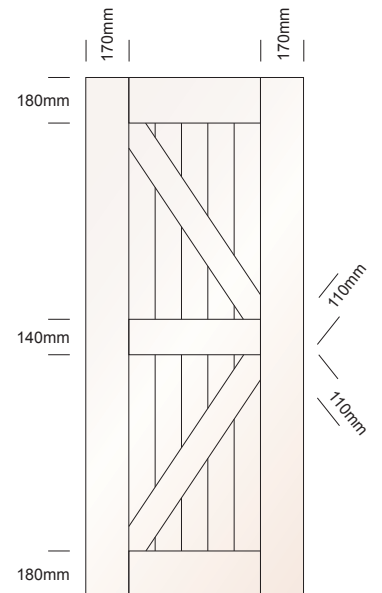
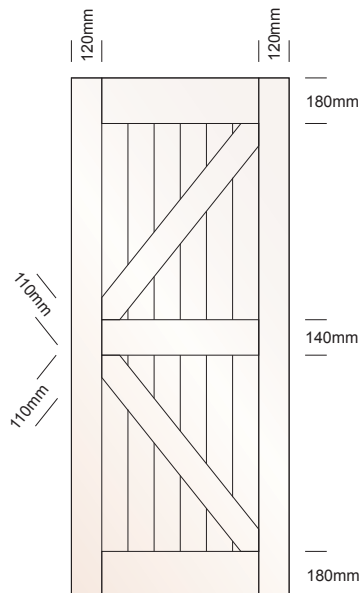
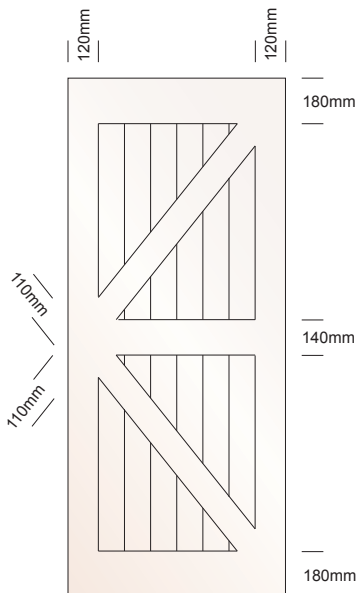
PREMIUM - FRONT



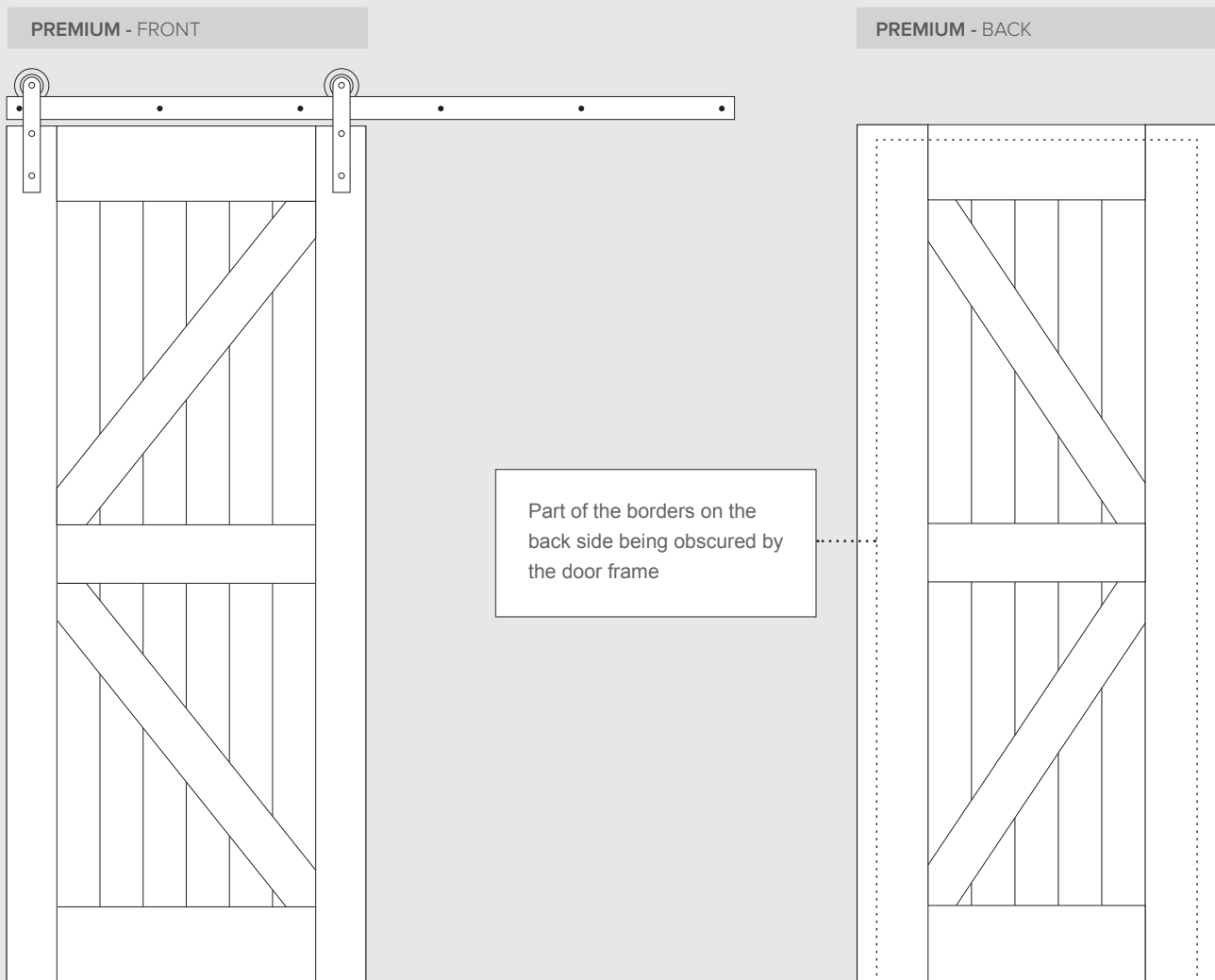
PREMIUM - BACK



STANDARD PANEL DIMENSIONS - Custom panel sizing available.



Premium Front And Back



Premium Barn Doors, Attention To Detail

The reason for modified borders

The front side of a sliding door is the side on which the barn track hardware is mounted, and the back side is the side where the door frame is visible when the door is closed. In the Premium Mackenzie Range, the back side has wider left and right borders, to ensure a consistent and clean look from either side of the door, to prevent the borders on the back side being partly obscured by the door jamb.



Superior Doors

Contact details

Postal:

Superior Doors Ltd
P O Box 2721333 Papakura
Auckland 2244

Physical:

70 Hunua Road, Papakura
Auckland 2110

Phone 09 298 5027
Fax 09 298 5028
www.superiordoors.co.nz
enquire@superiordoors.co.nz

